





Dossier : Saint-Nicolas



Je dessine Saint-Nicolas






1) Relie chaque mot à l'illustration qui convient.




● la barbe




● la robe



● la crosse




● la hotte



● la mitre

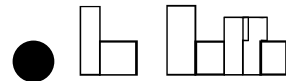
2) Pouligne, à la latte, dans chaque série de mot celui qui se rapporte à Saint-Nicolas.



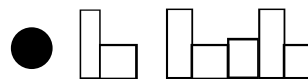
rôle	brosse	Sainte Nuit
rose	croix	Sainte Nicole
robe	crose	Saint-Nicolas
mite	botte	barbe
mitre	hotte	balle
mètre	vote	barbu

3) Relie chaque mot à sa silhouette.

la barbe ●



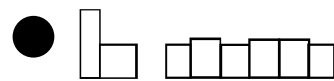
la robe ●



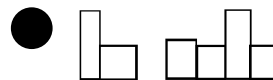
la crose ●



la hotte ●



la mitre ●



Saint Nicolas ●



4) Complète ces mots.

m_tre

ro_e

ho__e

ba_be

Pai__ Ni_la__

cr_ss__



4) Relie les mots identiques.


- | | | | |
|---------------|---|---|---------------|
| hotte | ✕ | ✕ | Saint-Nicolas |
| mitre | ✕ | ✕ | barbe |
| robe | ✕ | ✕ | hotte |
| barbe | ✕ | ✕ | crosse |
| crosse | ✕ | ✕ | mitre |
| Saint-Nicolas | ✕ | ✕ | robe |

5) Recopie les mots suivants et dessine-les.

Saint-Nicolas



une crosse






une mitre




une hotte



la robe de Saint-Nicolas



la barbe de Saint Nicolas



6) Retrouve les mots cachés en les coloriant dans une couleur différente. Regarde l'exemple.

Les mots cachés : **MITRE** – **ROBE** – **BARBE** – **CROSSE** - **HOTTE**

A	T	R	Y	O	I	R
C	R	O	S	S	E	Y
R	I	G	K	P	H	B
O	M	I	R	T	E	A
B	I	L	P	W	X	R
E	H	O	T	T	E	B
Z	E	V	N	Z	G	E
N	I	C	O	L	A	S
R	O	P	E	L	K	V

